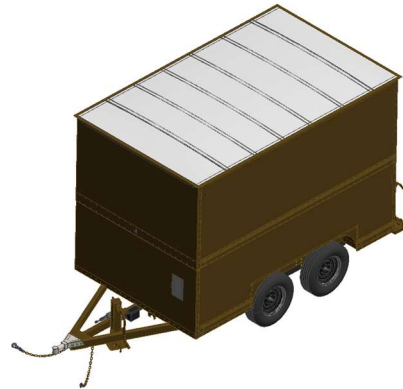


OPERATION PROCEDURES PARTS & SERVICE MANUAL

As built for
UPS



**SILVER EAGLE MODEL GP-60-4
PART #35200**



5825 NE Skyport Way - Portland, OR 97218
(503) 281-0727 - (800) 547-6792 - (503) 335-2171 Fax
www.silvereaglemg.com




Table of Contents

MAINTENANCE PROCEDURES

Specifications 3 – 8


PARTS LISTING

Master Assembly..... 9


Major Assembly..... 10

Frame/Wall Assembly..... 11


Frame/Floor Assembly..... 12




SECTION	GROUP	
GENERAL	UPS BUILD YEAR	2016
	MFR. MODEL YEAR	2017
	UPS CAR GROUP	TP60
	CHASSIS MODEL	SILVER EAGLE
	UPS CONTACT	AUTOMOTIVE ENGINEERING MANAGER: JIM KONEN 404-828-6213 PROCUREMENT SERVICES MANAGER: MIKE CASTEEL 404-828-7059
MANUFACTURER	MANUFACTURER	SILVER EAGLE MANUFACTURING COMPANY 5825 N.E. SKYPORT WAY PORTLAND, OREGON 97218-1249 PH. 800-547-6792
	TRANSPORTATION	(FLAT BEDS 2 / LOAD)
	FMVSS CERTIFICATIONS	7700 GVW -- 3500 / AXLE AND TONGUE 10% (700 LBS.). TRAILERS TO COMPLY WITH ALL FEDERAL MOTOR VEHICLE SAFETY STANDARDS, REGULATIONS AND LAWS. A LIST OF THESE TO BE PROVIDED AT THE COMPLETED UNIT PILOT. THIS LIST IS TO BE LABELED ATTACHMENT "B" FOR UPS TP60 TRAILER JOB NUMBER 16-51.
	INSPECTIONS	PRE-DELIVERY AND FEDERAL ANNUAL INSPECTIONS ARE TO BE COMPLETED IN ACCORDANCE WITH 49 CFR 319.17. THE MANUFACTURERS F.A.I. STICKER IS TO BE COMPLETED AND INSTALLED IN THE AREA DESIGNATED BY UPS AND A COPY OF THE INSPECTION REPORT TO BE INCLUDED WITH THE TRAILER SHIPPING DOCUMENTS.
	QUALITY AND SERVICE CONTROL	1. THE MANUFACTURER WILL MAINTAIN A QUALITY CONTROL PROGRAM TO ENSURE COMPLIANCE TO ALL UPS SPECIFICATIONS AND QUALITY ISSUES. THIS WILL INCLUDE INSPECTIONS, AUDITS, TRAINING, DEFECT IMPROVEMENT PROCESSES, QUALITY REVIEW REPORTS AND MEETINGS WITH UPS. 2. THE MANUFACTURER WILL SUPPORT A FULL ENGINEERING AND DESIGN REVIEW PRIOR TO THE START OF PRODUCTION AND ADJUST PRODUCTION TO INCLUDE QUALITY IMPROVEMENTS AS NEEDED. THIS WILL INCLUDE REVIEWS BY UPS MANAGEMENT AND HOURLY PERSONNEL AND WILL REQUIRE ATTENDANCE BY ALL SPECIFIED REPRESENTATIVES . 3. THE MANUFACTURER WILL PROVIDE SERVICE AND SUPPORT AFTER THE SALE TO RESOLVE PSR'S (PRODUCT SERVICE REPORTS) OR OPERATIONAL ISSUES. IN SOME CASES IN ORDER TO ADDRESS A CONCERN IN A TIMELY MANNER, THIS SUPPORT COULD REQUIRE THAT ADDITIONAL RESOURCES BE APPLIED OR FOR MANUFACTURING PERSONNEL TO CONDUCT INVESTIGATIVE VISITS TO UPS FACILITIES.
	DECALS / LABELS / PLATES	PROVIDE LIST, P#S AND LOCATIONS FOR ALL REQUIRED INFORMATION.
	NOISE TEST	N/A




SECTION	GROUP	
	MANUALS / PHOTOS	PARTS/DATA BOOK -- ONE PER UNIT PLUS FOUR (1-CORP.AUTO.LIBRARY, 1-BUILD BOOK, 1 CORP.PROCUREMENT DEPT., 1 NASHVILLE MDC.) DATA AND PARTS BOOKS TO BE LABELED ATTACHMENT "C" FOR UPS TP60 TRAILER JOB NUMBER. 1. PARTS CATALOG: PROVIDE A CUSTOMIZED PARTS BOOK 2. DATA BOOK: PROVIDE A CUSTOMIZED DATA BOOK CONTAINING TRAILER CHASSIS AND BODY INFORMATION AS SPECIFIED BY UPS TO INCLUDE THE FOLLOWING: 1. MANUFACTURER CONTACT INFORMATION 2. TRAILER BODY AND CHASSIS BASE SPECIFICATIONS 3. TRAILER NEW FEATURES - TEXT AND PHOTOS 4. TRAILER DIMENSIONAL DRAWINGS 5. TRAILER MAINTENANCE SCHEDULES 6. PMI PARTS LIST WITH UPS, MANUFACTURE AND VENDER P#S 7. TRAILER WARRANTY TERMS 8. TRAILER ELECTRICAL SCHEMATICS 9. MISCELLANEOUS INFORMATION AS REQUIRED BY UPS
		A DRAFT COPY OF THESE MANUALS IS DUE FOR REVIEW BEFORE THE TRAILER PILOT INSPECTION. THE FINAL VERSIONS MUST BE COMPLETED AND APPROVED BEFORE THE FIRST TRAILER IS RELEASED FOR DELIVER. THESE PUBLICATIONS MUST ALSO BE PROVIDED IN CD OR DVD IN PFD FORMAT, (5 COPIES; 5 MEGABYTES OR LESS). UPS IS TO BE GRANTED THE RIGHT TO COPY THESE FORMATS AND / OR POST TO THE UPS INTERNAL WEB AS NEEDED.
		3. PROVIDE HARD AND DIGITAL PHOTOS OF THE PILOT TRAILER AS FOLLOWS: * PHOTOS OF COMPLETE TRAILER INSIDE AND OUTSIDE. * PHOTOS OF ALL NEW FEATURES.
	SERVICE REQUIREMENTS	PROVIDE LIST AND INFORMATION FOR ALL MANUFACTURER RECOMMENDED SERVICE AND MAINTENANCE REQUIREMENTS.
	TRAINING MATERIALS / SUPPORT	PROVIDE LIST AND COST FOR ALL AVAILABLE OPERATIONAL AND MAINTENANCE TRAINING.
	SPECIFICATIONS	ALL REQUIRED INFORMATION TO COMPLETE THE FINAL SPECIFICATIONS IS DUE AT THE TRAILER PILOT REVIEW AND ANY CHANGES DOCUMENTED BEFORE PRODUCTION STARTS. PROVIDE BODY ALUMINUM AND EXTRUSION SPECIFICATIONS SHEET. THIS SHEET IS TO BE LABELED ATTACHMENT "D" FOR UPS TP60 TRAILER JOB NUMBER 16-51. NO SPECIFICATIONS, PARTS OR MATERIALS ARE TO BE CHANGED WITHOUT UPS AND MANUFACTURER REVIEW AND APPROVED DOCUMENTATION.
	WARRANTY	STRUCTURE AND FRAMEWORK: 60 MONTHS / UNLIMITED MILES COMPONENTS: MANUFACTURERS WARRANTY TODCO REAR DOOR: 12 MONTHS / UNLIMITED MILES NOTE: TODCO PANEL WARRANTY / 60 MONTHS / UNLIMITED MILES PAINT AND DECALS: 36 / UNLIMITED MILES UNDERCOATING ZGUARD: 5 YEARS WARRANTY DOCUMENTS TO BE LABELED ATTACHMENT "E" FOR UPS TP60 TRAILER JOB NUMBER 16-51 WITH A COPY PROVIDED WITH THE RETURNED BID PACKAGE AND A COPY PROVIDED AT THE COMPLETED TRAILER PILOT REVIEW.




SECTION	GROUP	
SIZE & WEIGHT	DRAWINGS	PROVIDE DIMENSIONAL DRAWINGS IN HARD COPY AND ELECTRONIC FORMAT WITH INFORMATION LEGEND SHOWING UPS JOB NUMBER RANGE AND SPECIFIC INFORMATION AS DETERMINED BY UPS. THIS DRAWING IS TO BE LABELED ATTACHMENT "F" FOR UPS TP60 TRAILER JOB NUMBER # 15-35 AND A COPY PROVIDED WITH THE RETURNED BID PACKAGE AND A COPY PROVIDED AT THE TRAILER PILOT REVIEW.
	DIMENSIONS	EXTERNAL BODY LENGTH AT ROOF = 147". (MINUS TONGUE - 59" AND REAR BUMPER 10") EXTERNAL BODY WIDTH = 88.5" NOT INCLUDING RAIL EXTERNAL BODY HEIGHT = 115". OVERALL LENGTH = 214.5". (INCLUDES TONGUE 59" AND REAR BUMPER 10"). OVERALL WIDTH = 91.5" (88.5" + RUB RAIL) OVERALL HEIGHT WITH ROOF = 115"
	BODY	INTERNAL LENGTH = 140.75" INTERNAL WIDTH = 88", 64" AT WHEEL WELLS INTERNAL HEIGHT = 90", 86" WITH DOOR OPEN CARGO SPACE = 630 CUBIC FEET
	WEIGHT	UNLADEN WEIGHT = 2,900 LBS. GVW = 7,700. PAY LOAD = 4,810 LBS.
		THE PILOT TRAILER IS TO WEIGHED ON A CERTIFIED SCALE LISTING THE FRONT, REAR AND TOTAL WEIGHTS. THE WEIGHT CERTIFICATE IS TO BE LABELED ATTACHMENT "G" FOR UPS TP60 TRAILER JOB NUMBER 16-51 AND PROVIDED AT THE COMPLETED TRAILER PILOT REVIEW.
CHASSIS FRAME & TONGUE	ASSEMBLY	18' 1/2" FROM COUPLER TO REAR BUMPER. 3-PIECE "A" FRAME TONGUE OF 5" x 2" x .25" RECTANGULAR STEEL TUBE. TONGUE TO BE INTEGRATED INTO FRAME. CENTER OF COUPLER TO FRONT OF TRAILER IS 57 3/8". CROSS MEMBERS - C3 x 4.1 LB. STRUCTURAL CHANNEL MAX 16" CENTERS WELDED TO FRAME.
LANDING GEAR	ASSEMBLY	BINKLEY MODEL #48000 10,000 LB. LIFT CAPACITY DROP LEG GEAR ASSEMBLY (12" DROP WITH 9" x 9" GROUND PLATE, 13 1/2" TRAVEL). ASSEMBLY MOUNTED INSIDE RS TONGUE FRAME RAIL 32" FROM END OF DRAWBAR TUBE, BRACKET ATTACHED TO RAIL WITH 7" GRADE 8 HEX HEAD BOLT. (MINIMUM GROUND CLEARANCE OF 12"). OPERATING HANDLE LOCATED ON LEFT HAND SIDE ATTACHED TO SHAFT WITH 2" HEX HEAD BOLT. HANDLE SECURING "U-TYPE BRACKET WELDED TO REAR SIDE.
COUPLER	ASSEMBLY	TYPE CLASS IV 12,500 LBS. WITH A 2 5/16" BALL MFG. BULL DOG # 4B8L 16" PLUS GROUND CLEARANCE. COUPLER HEIGHT - 18" TO CENTER OF BALL. COUPLER ATTACHED TO TONGUE USING (6) 1/2"NC X 3" GRADE 8 HEX HEAD BOLTS WITH LOCK-TITE THREAD SEALER. REINFORCE DRAWBAR TUBE AT ATTACHMENT POINTS TO PREVENT TUBE BEING BENT INWARD SMALL RETAINING CABLE ATTACHED TO COUPLER PIN TO PREVENT LOSS OF PIN.



SECTION	GROUP	
SAFETY CHAINS	ASSEMBLY	(2) 36" 10,000 LB. CAPACITY DOT CERTIFIED CHAINS WITH HOOKS & LATCHES. CHAIN SECURING RINGS WELDED TO FRONT LEFT AND RIGHT SIDE FRAME RAILS.
SUSPENSION	ASSEMBLY	DEXTER TORFLEX H RUBBER TORSION AXLES 5,200 GVW RATING EACH. LOCATION OF AXLES TO BE C/L 72.00" FROM REAR WITH 40" AXLE SPACING
WHEELS	MAKE & MODEL	TYPE 655 HUB GROUP 6 BOLT PATTERN WITH 5 1/2" BOLT CIRCLE. MFG. DEXSTAR #017-235-1T 16" x 6" STEEL DISC WITH STEEL VALVE STEMS WITH FLOW THROUGH VALVE STEM CAPS (MEYERS P/N MEY21534, UPS P/N 5406229). 16" WHEEL
	WHEEL TORQUE	90 - 120 FT. LBS.
	HUB ASSEMBLY	DEXTER 655 EASY LUBE.
	TIRES	(4) GOODYEAR WRANGLER HT RADIAL LT225/75RR16 TUBELESS 5 PLY TIRES WITH E LOAD RANGE RATING AND 2470 LB. CAPACITY RATING, (5 PLY = 2 POLYESTER CORDS, 2 STEEL CORDS AND 1 NYLON CORD AND SIDEWALL = 2 PLYES POLYESTER CORD).
AXLES	MODEL	DEXTER MODEL 11 TORFLEX AXLE; 5,200 LB
	FRONT AXLE	FRONT AXLE WITHOUT PARK BRAKES - P/N 3558488 (S/E #28362)
	REAR AXLE	REAR AXLE WITH PARK BRAKES - P/N 3562985 - (S/E #28363)
BRAKES	ASSEMBLY	ELECTRIC CONTROLLED BRAKES ON ALL FOUR WHEELS. BRAKE DRUM DEXTER #655 12" x 2".
	PARKING BRAKE	2-PIECE CABLE SYSTEM APPLIES LEFT AND RIGHT REAR BRAKES. PARK BRAKE HANDLE ASSEMBLY BOLTED WITH (4) 2" HEX HEAD BOLTS TO MOUNTING PLATE WELDED TO RIGHT SIDE TONGUE FRAME RAIL. BATTERY POWERED BREAK AWAY PROTECTION SYSTEM IN COMPLIANCE WITH ALL FEDERAL REGULATIONS. BATTERY TO BE CHARGED WITH TEKONSHA 'HEAVY DUTY' CHARGER CONNECTED TO THE RED BRAKE LIGHT WIRE.
THRESHOLD	ASSEMBLY	54" x 6" FORMED ALUMINUM DIAMOND PLATE COVERING LOWER DOOR SILL AND 3-1/8" FORMED SMOOTH ALUMINUM PLATE COVERING REAR END OF FLOOR.
FLOOR	ASSEMBLY	3/4" GROUP 1 EXTERIOR PLYWOOD . SCREWED TO STEEL CROSS MEMBERS WITH TORX HEAD SCREWS, PAINTED GREY INSIDE, UNDERCOATED OUTSIDE, 22" FLOOR HEIGHT.
REAR DOOR FRAME	ASSEMBLY	MANUFACTURED FROM MILD STEEL CONSTRUCTION AND E-COATED
REAR DOOR	ASSEMBLY	TODCO "WEATHER-TITE" SINGLE SPRING, 2 CABLE, 14 ROLLER, 6 PANEL DOOR ASSEMBLY WITH STEEL RIVETS, SAFETY CHAIN WITH PLASTIC COVER MOUNTED TO THE RIGHT SIDE OF THRESHOLD DIAMOND PLATE COVER SECURED WITH HEX HEAD BOLT WITH HEAD PLUG WELDED, SECURITY LOCK, HANDLE, PULL STRAP , DOUBLE TOP AND SIDE SEALS, FOUR LIP BOTTOM SEAL, AND JOINT SEALS. INCLUDES 4 HINGES PER PANEL AND FULL WIDTH COVER OVER THE INTERIOR 2-CABLE LOCK AND LATCH ASSEMBLY. NOTE: PULL STRAP TO BE LOCATED 41" UP AND 5.5" FORWARD ON RIGHT SIDE LINER WITH FOLDED STRAP AND TWO SECURING SCREWS. REAR DOOR OPENING = HEIGHT, 82" WIDTH, 54" REAR FLOOR HEIGHT = 21 3/4".

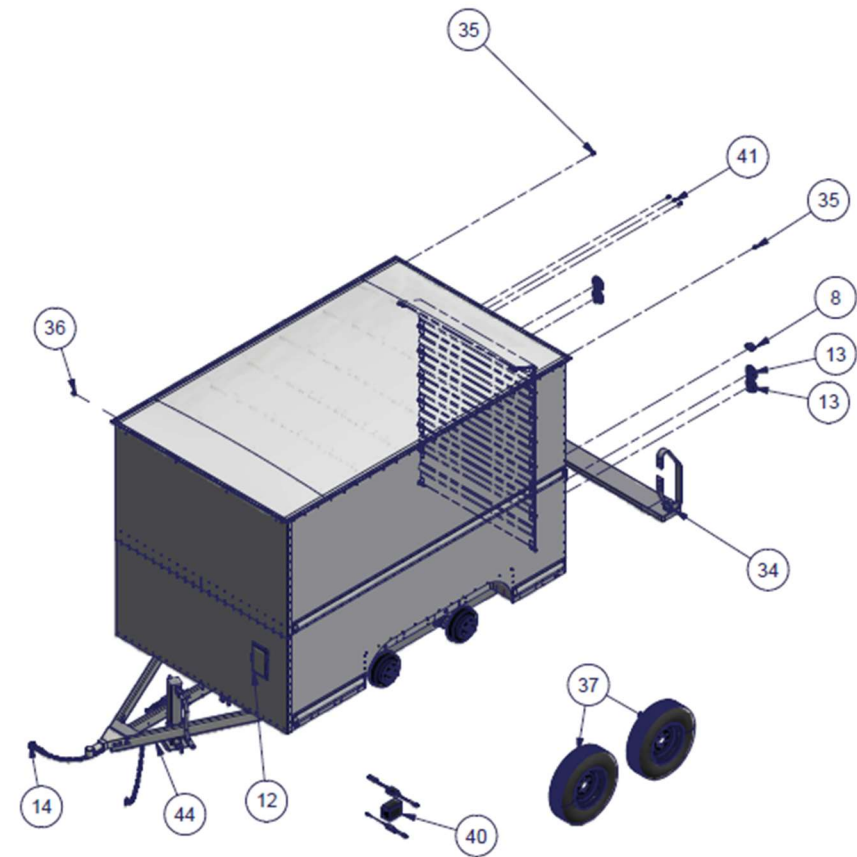


SECTION	GROUP	
SIDE STRUCTURE	ASSEMBLY	WALL CONSTRUCTION OF .125 5052-H32 ALUMINUM
		SIDE WALLS HAVE A 5" HAT SECTION RIVETED WITH 1/4" RIVETS ON 4" CENTERS
		INSTALL D-RING AT CENTER OF FRONT PANELS FOR LIGHT CORD SECUREMENT
		FRONT PANEL FORMED TO ATTACH TO SIDE PANELS
LININGS	ASSEMBLY	KEMLITE 0.075" THICK ANXT PANEL ON LOWER HALF OF INTERIOR FRONT
		RIVETS ATTACH TOP EDGE; SIDES AND BOTTOM SECURED WITH VHB TAPE
FENDERS	ASSEMBLY	INTERNAL WHEEL WELLS. FABRICATED 5052-H32 ALUMINUM, 12"X12"
ROOF	ASSEMBLY	COMPARTMENT ROOF MANUFACTURED USING ONE PIECE .060 KEMLITE GLASBOARD (LOW LIGHT LIGHT INTRUSION)
		TRW TRANSLUCENT ROOF RIVETED TO TOP SIDE RAILS.
		(6) 1-INCH CROWN ANTI-SNAG 18 GAUGE GALVANIZED STEEL ROOF BOWS ON 20" CENTERS. ONE INCH CROWN IN BOWS.
LIGHTING	ASSEMBLY	ALL VEHICLE LIGHTING INSTALLED TO MEET CURRENT LEGISLATION.
		WIRE CONNECTIONS INSULATED WITH HEAT SHRINK TUBING PLUS ADEQUATE CORROSION PREVENTION COATING (DIELECTRIC GREASE).
		WIRING TO BE IN A LOOM AND SECURED WITH PLASTIC CLIPS.
		LED STOP AND TAIL LIGHTS 4" ROUND TYPE = TRUCKLITE # 44302R
		LED CLEARANCE AND MARKER LIGHTS = TRUCKLITE MODEL 33 RED AND AMBER WITH ANTI-THEFT MECHANISM
		STANDARD 7 WAY COLOR CODING USED ON ALL WIRING. 7-WAY MIDLAND ELECTRICAL CONNECTOR (SAE J560) MOUNTED BELOW LOWER FRONT BODY PANEL BETWEEN THE LEFT AND CENTER TONGUE FRAME RAILS.
DUAL INTENSITY LIGHTS		NO BACK-UP LIGHTS REQUIRED
		THREE REAR UPPER MARKER LIGHT ARE DUAL INTENSITY LIGHT, WHICH WORK IN RELATION WITH THE BRAKE LIGHTS.
REAR BUMPER	ASSEMBLY	STANDARD UPS SPRING MOUNTED REAR BUMPER.
		OPEN GIRD BUMPER SURFACE 10" x 6".
		REAR CORNERS OF TRAILER TO BE REINFORCED WHERE BUMPER SPRINGS ATTACH.
		GAP BETWEEN BUMPER AND REAR SILL TO BE NO MORE THAN 3/4".
ACCESSORIES	DOCUMENT BOX	ALUMINUMLINE DOCUMENT BOX, SIDE HINGE; LATCH TO CLOSE DOWNWARD ATTACHED TO OUTSIDE FRONT PANEL TOWARD C/S
	HAZARDOUS MATERIALS	DVIR BOOK HOLDER - MORGAN OLSON # 167028400 ATTACHED TO R/S INTERIOR REAR PANEL MANUFACTURER TO PROVIDE HAZARDOUS DOCUMENT POUCH WITH LABEL ATTACHED TO INSIDE REAR PANEL - ROADSIDE. DOCUMENT POUCH - UPS # 3113272 DOCUMENT POUCH LABEL - UPS # 3113280 INSTALL HAZARDOUS MATERIAL INFORMATION DECAL ON INSIDE REAR PANEL ADJACENT TO HAZARDOUS DOCUMENT POUCH UPS PART NUMBER 011112PK (PACK OF 50)



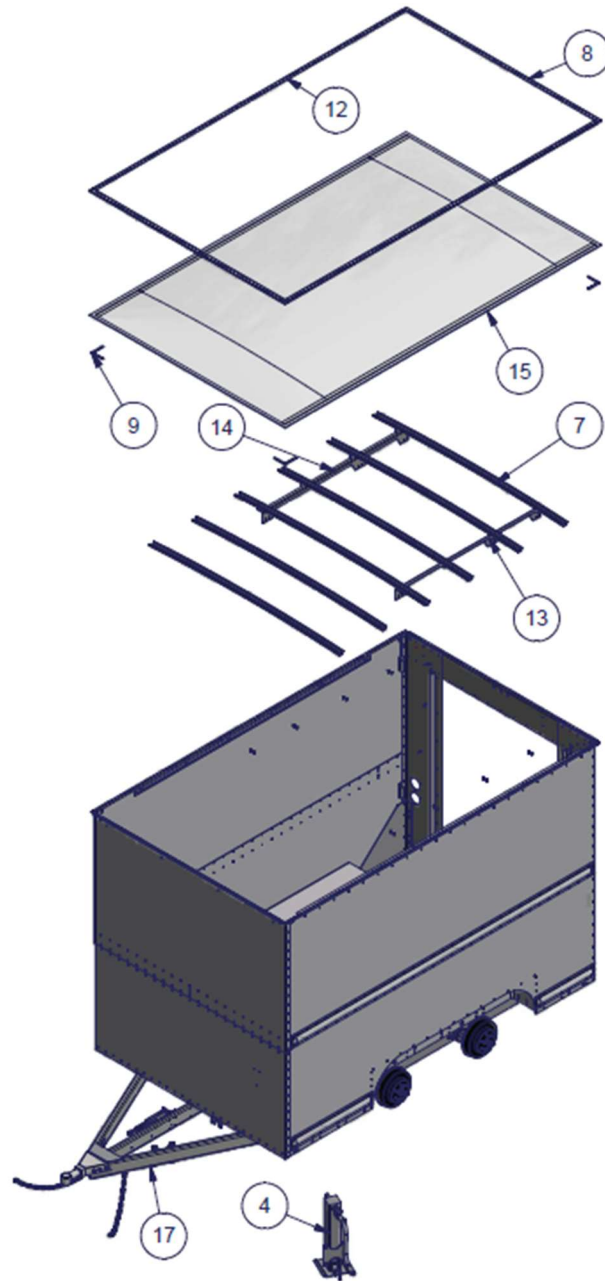
SECTION	GROUP	
PAINT & DECAL	ASSEMBLY	ALL DISSIMILAR METALS INSULATED WITH NON-CONDUCTING TAPE.
		E-COAT PRIMING - PPG 590/534
		USED ON ALL STEEL FABRICATED COMPONENTS
		E-COAT TO BE .0008" to .0012" DRY FILM THICKNESS (.8 to 1.2 mil)
		TOP COAT DUPONT IMRON 5000 POLY URETHANE, BASF NO6458 UPS BROWN OR SHERWIN WILLIAMS GENESIS, TOTAL DRY FILM THICKNESS OF .002" (2 mil) OR GREATER (PRIMER AND TOP COAT), COMPLYING WITH UPS PAINT STANDARD SHERWIN WILLIAMS G35-32688.
		UPS DECALS INSTALLED PER THE UPS SPECIFICATIONS ENCLOSED IN THE DECAL KIT. (INCLUDES "YELLOW" COUPLING INSTRUCTIONS DECAL).
		WHEELS BLACK WITH SILVER STRIPE ON OUTER LIP.
		UNDERCOAT WITH Z-GUARD 8000.
		INSTALL (2) MANUFACTURER PROVIDED BAR CODE LABELS ON INSIDE REAR DOORS. LABEL STOCK P/N 3018050, RIBBON P/N 3018068, MYLAR OVERLAY TAPE P/N 3019470. ORDER FROM UPS MDC.
		PMI DATE MUST BE BASED ON A 11 MONTH CYCLE FROM DATE OF INSPECTION.
SPECIFICATION REQUIREMENT DOCUMENTS		A - PRODUCTION SCHEDULE B - FMVSS CERTIFICATIONS C - DATA AND PARTS BOOKS D - ALUMINUM SPECIFICATIONS E - WARRANTY DOCUMENT F - DIMENSIONAL DRAWING G - WEIGHT CERTIFICATION
OPTIONS		1. DOCUMENT HOLDER. 2. EVALUATE MUD FLAPS OR SHIELDS. 3. PROVISION FOR LICENSE PLATE MOUNTING. 4. HAZARDOUS LABEL HOLDERS.

Master Assembly: 35200



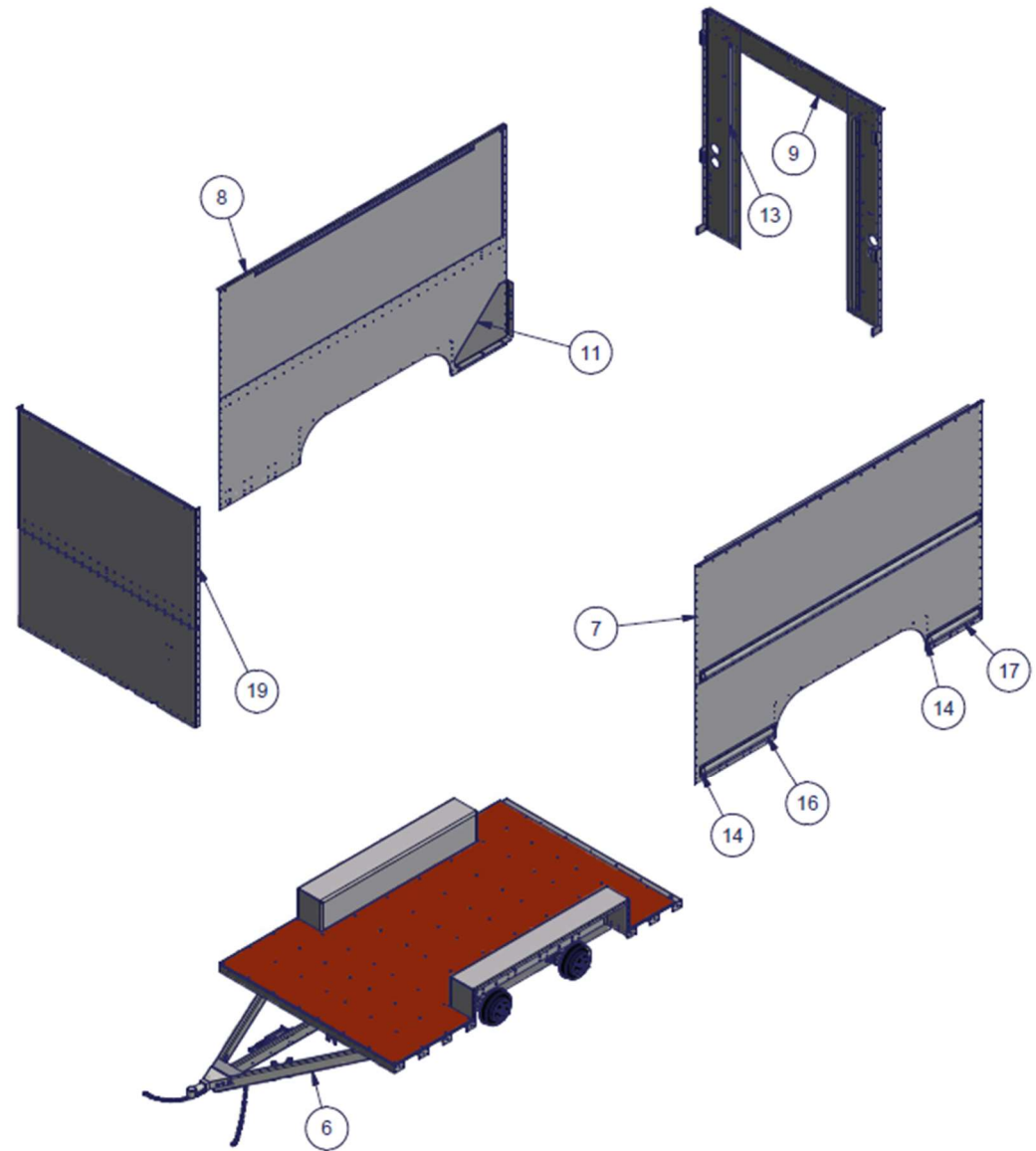
ITEM	QTY	PART	DESCRIPTION
8	1	14877	KIT, LICENSE LAMP AND BRKT, INCAND., BLACK
12	1	15743	REGISTRATION BOX, 8 X 13 ALUMINUM, MODIFIED
13	4	17751	LAMP, 4", LED, RED, BLK FLANGE, TLITE
14	2	17766	HOOK, EYE, 1-1/2 TON, W/ SAFETY LATCH
30	1	28365	DOOR, ROLL-UP, 82.63"X54" TP-60-4, UPS BROWN
34	1	28764	STEP BUMPER ASSEMBLY, TP-60-4
35	6	28767	LAMP, MDL 33 LED, PC RATED, FLANGE, RED
36	6	28768	LAMP, MDL 33 LED, PC RATED, FLANGE, AMBER
37	4	28906	WHEEL & TIRE, BLK W/SLVR RIM, TP-60-4
40	1	31893	BREAKAWAY KIT, W/HD CHARGER & W/CONNECTORS
41	3	33204	LAMP, 33 SERIES, LED DUAL FUNCTION, W/GROMMET
44	1	35201	MAJOR ASSY, ROOF, TP-60-4, ANXT LINER

Major Assembly: 35201



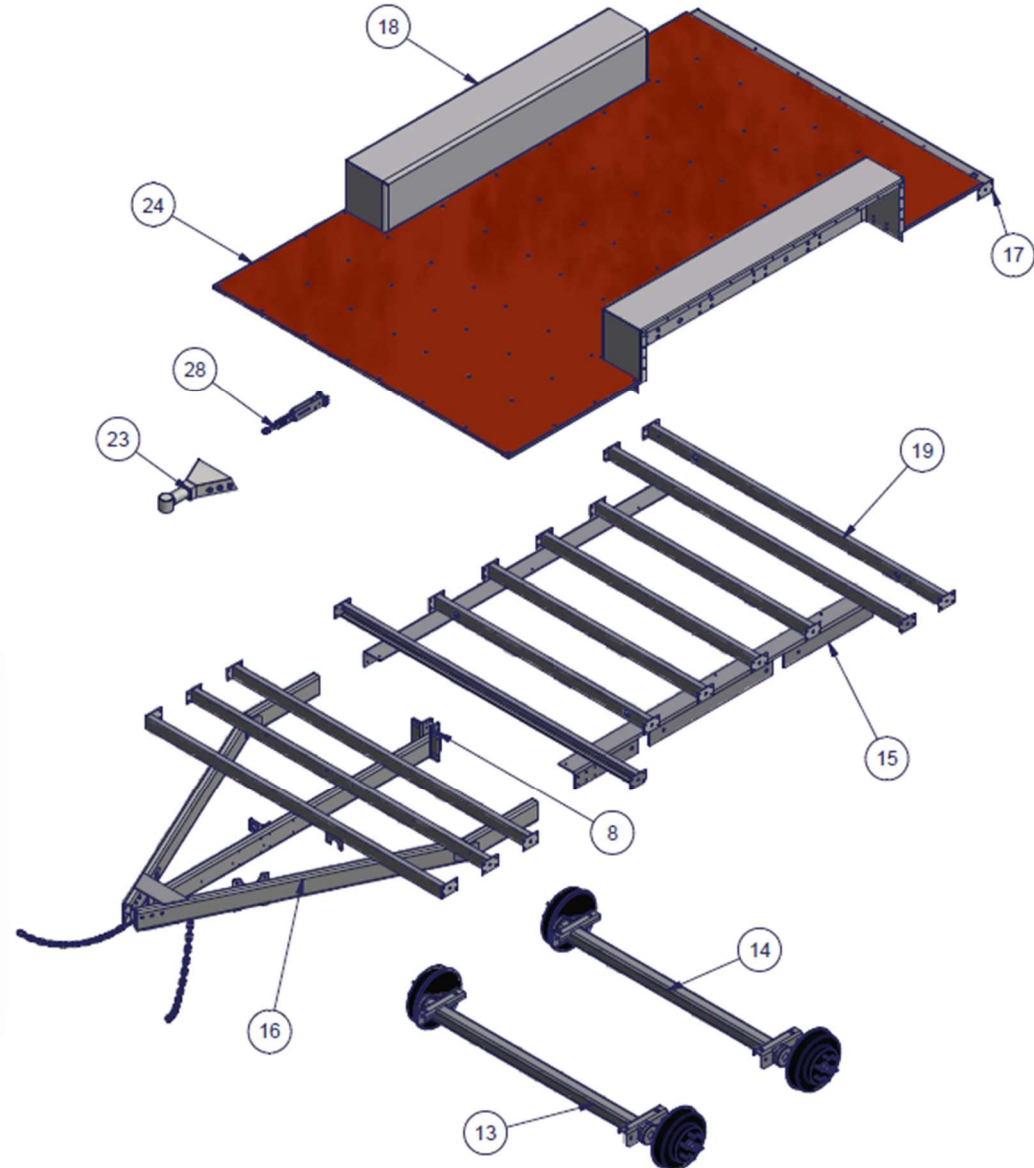
ITEM	QTY	PART	DESCRIPTION
4	1	18154	JACK WELDMENT, TP-60-3
7	6	28718	ROOF BOW, MODIFIED, TP-60-4
8	2	28727	J MOLDING, ROOF, FRONT/REAR, TP-60-4
9	4	28728	BRACE, CORNER, ROOF, TP-60-4
12	2	28776	J MOLDING, ROOF, SIDES, TP-60-4
13	1	28904	BRACKET, DOOR TRACK SUPPORT, TP-60-4, RS
14	1	28905	BRACKET, DOOR TRACK SUPPORT, TP-60-4, CS
15	1	30404	ROOF, .060", 147" X 90.8", TRW, TP-60-4
17	1	35202	FRAME/WALL ASSEMBLY, TP-60-4, ANXT LINER

Frame/Wall Assembly: 35202



ITEM	QTY	PART	DESCRIPTION
6	1	28359	FLOOR AND FRAME ASSEMBLY, TP-60-4
7	1	28696	SIDE WALL ASSEMBLY, RS, TP-60-4
8	1	28697	SIDE WALL ASSEMBLY, CS, TP-60-4
9	1	28699	WALL ASSEMBLY, REAR, TP-60-4
11	1	28710	BRACE, REAR BUMPER, CORNER, CS, TP-60-460-4
13	2	28750	ANGLE, DOOR MOUNT, TP-60-4
14	10	28770	END CAP, ROUNDED, TP-60-4
16	2	29014	RUB RAIL, ROUNDED, SIDE WALL, LWR FR, TP-60-4
17	2	29015	RUB RAIL, ROUNDED, SIDE WALL, LWR RR, TP-60-4
19	1	35203	WALL ASSEMBLY, FRONT, TP-60-4, ANXT LINER

Frame/Floor Assembly: 28359



ITEM	QTY	PART	DESCRIPTION
8	2	17691	DRAWBAR GUSSET, REAR, TP-60-3
13	1	28362	DEXTER TORFLEX AXLE W/O PARKING BRAKES
14	1	28363	DEXTER TORFLEX AXLE W/PARKING BRAKES
15	1	28671	WLDMT, AXLE MOUNT & FLOOR BEAMS, TP-60-4
16	1	28675	DRAWBAR WLDMT, TP-60-4
17	1	28686	FLOOR BEAM WLDMT, WIDE, REAR, TP-60-4
18	2	28688	FENDER, FORMED, WELDED, INNER, TP-60-4
19	1	28864	FLOOR BEAM WLDMT, WIDE, W/HOLES TP-60-4
23	1	29683	COUPLER, 2-5/16 BALL, BULLDOG, DRILLED
24	1	30408	FLOOR PANEL, FNDER NTCH, FULL SHEET, TP-60-4
28	1	6736	LEVER, HAND BRAKE, CABLECRAFT